
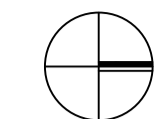
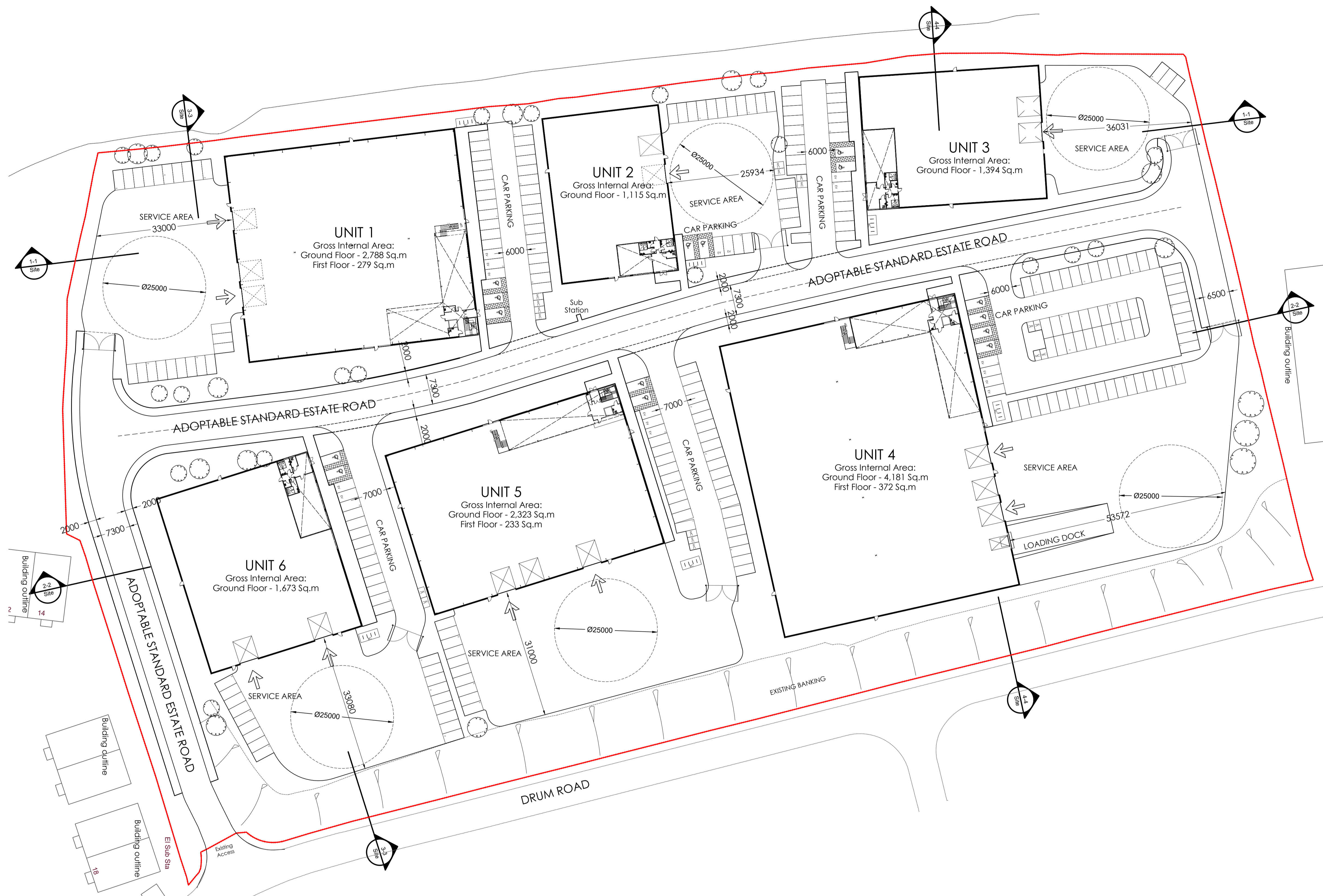


Note:  
Contractors must verify all dimensions on site before commencing any work or shop drawings. Used figured dimensions only. If in doubt, please call QAD.



SCALE BAR 1:500 @ A1



Accommodation schedule (m <sup>2</sup> )		
Unit 1	Ground	2,788
	First	279
	<b>Total</b>	<b>3,067</b>
Unit 2	Ground	1,115
	First	
	<b>Total</b>	<b>1,115</b>
Unit 3	Ground	1,394
	First	
	<b>Total</b>	<b>1,394</b>
Unit 4	Ground	4,181
	First	372
	<b>Total</b>	<b>4,553</b>
Unit 5	Ground	2,323
	First	233
	<b>Total</b>	<b>2,556</b>
Unit 6	Ground	1,673
	First	
	<b>Total</b>	<b>1,673</b>
<b>Total</b>		<b>14,358 m<sup>2</sup></b>

1 Proposed Site Plan  
1:500

B 12.01.22 Dimensions to service yard included. Accommodation schedule shown Unit 2 footpath reduced to service yard. Ads IC  
 A 08.11.21 Unit 4 - Service yard area increased and 18 car parking moved into the service yard area. Ads IC  
 Unit 5 - Entrance road, radius and road width increased. 7 car parking spaces moved into the service yard.  
 Unit 6 - Entrance road, radius and road width increased.

Rev/Date Note Revised/Checked

Status

PLANNING

Project

Panther Court,

Drum Industrial Estate, Birtley

Drawing Title Drawing Size A1

Proposed Site Plan

Job No. Drawing No. Scale Revision

19-020 PL03 1:500 B

Drawn by ADS Reviewed by IAC Date 10/21

